



RONDUIT breaks through the straight lines within each interior.  
We rounded out a complete series of acoustic solutions.

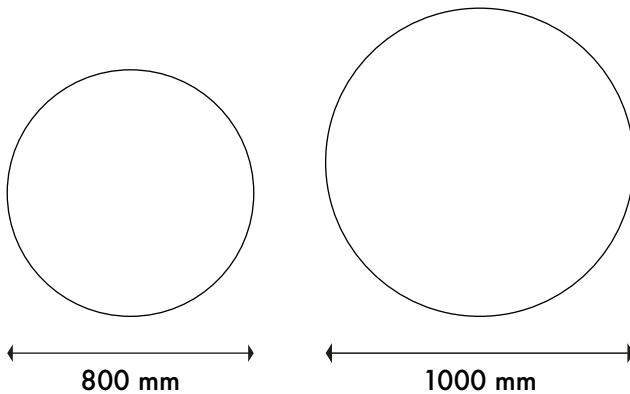
# RONDUIT



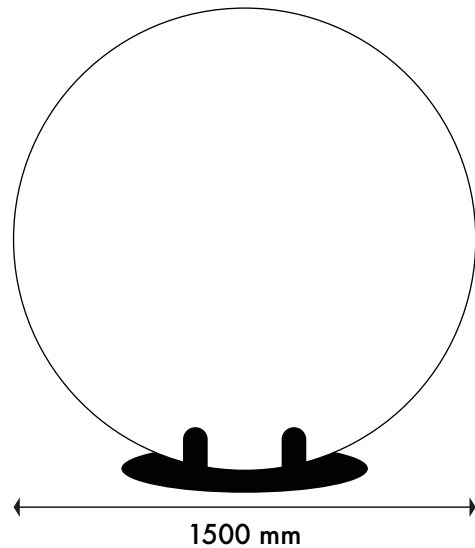
# RONDUIT

## PRODUCTS - MEASUREMENTS

### wall & ceiling panels



### room divider



### ACOUSTIC FIBER PANEL

- Type 25G44 grey melange
- High sound absorption properties
- Fire classification B1
- 100% PET of which 30% is recycled
- 100% recyclable
- Lightweight & strong
- Dimensionally stable
- Self-supporting, vertical + horizontal use
- Non respirable material
- Formaldehyde free
- ÖKO-TEX® standard 100 product class 1 certified
- Reach certified

### 3D MODELS

- 3D models available in LEOXX'



### MOUNTING OPTIONS

- wall: by mount bracket (included)  
DIY spacers (included)
- ceiling: by 3 cables (not included)
- wall + ceiling: by mounting kit or screws (not included)

### DIVIDER FOOT

- 800 x 300 x 5 mm
- metal
- black structured powder coat


### MAINTENANCE

- With clean duster or clean, soft brush
- With vacuum cleaner with a soft nozzle

## RONDUIT


# DESIGN - COLORS

## wall & ceiling panels



Ronduit WCP  
010-A80

Ronduit WCP  
010-A100



Ronduit WCP  
100-A80

Ronduit WCP  
100-A100



Ronduit WCP  
000-A80

Ronduit WCP  
000-A100

## room divider



Ronduit D  
010-A150



Ronduit D  
100-A150




Ronduit D  
000-A150

# RONDUIT

*please be aware that PDF colors can appear different from the real product  
you can ask for a sample at [www.leoxx.nl/acoustixx](http://www.leoxx.nl/acoustixx) to see the actual colors and grey mélange structure  
variations may occur in the grey mélange between production runs, due to the production process*


# DESIGN - COLORS

## wall & ceiling panels




Ronduit WCP  
010-100-B80

Ronduit WCP  
010-100-B100



Ronduit WCP  
100-010-B80

Ronduit WCP  
100-010-B100



Ronduit WCP  
010-000-B80


Ronduit WCP  
010-000-B100



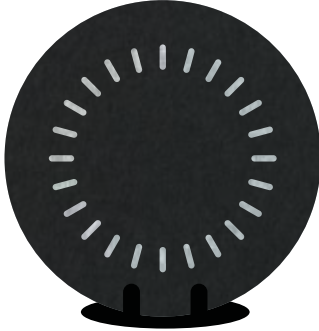
Ronduit WCP  
000-010-B80

Ronduit WCP  
000-010-B100


## room divider



Ronduit D  
010-100-B150



Ronduit D  
100-010-B150



Ronduit D  
010-000-B150




Ronduit D  
000-010-B150

# RONDUIT

*please be aware that PDF colors can appear different from the real product  
you can ask for a sample at [www.leoxx.nl/acoustixx](http://www.leoxx.nl/acoustixx) to see the actual colors and grey mélange structure  
variations may occur in the grey mélange between production runs, due to the production process*


**DESIGN - COLORS**

wall & ceiling panels




Ronduit WCP  
010-100-C80

Ronduit WCP  
010-100-C100




Ronduit WCP  
100-010-C80

Ronduit WCP  
100-010-C100



Ronduit WCP  
010-000-C80


Ronduit WCP  
010-000-C100




Ronduit WCP  
000-010-C80

Ronduit WCP  
000-010-C100


room divider



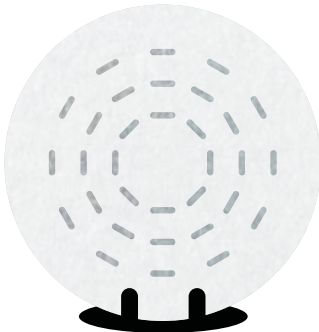
Ronduit D  
010-100-C150



Ronduit D  
100-010-C150



Ronduit D  
010-000-C150




Ronduit D  
000-010-C150

**RONDUIT**


*please be aware that PDF colors can appear different from the real product  
you can ask for a sample at [www.leoxx.nl/acoustixx](http://www.leoxx.nl/acoustixx) to see the actual colors and grey mélange structure  
variations may occur in the grey mélange between production runs, due to the production process*

**DESIGN - COLORS**

wall & ceiling panels




Ronduit WCP  
010-100-D80



Ronduit WCP  
010-100-D100




Ronduit WCP  
100-010-D80



Ronduit WCP  
100-010-D100




Ronduit WCP  
010-000-D80



Ronduit WCP  
010-000-D100




Ronduit WCP  
000-010-D80




Ronduit WCP  
000-010-D100


room divider



Ronduit D  
010-100-D150



Ronduit D  
100-010-D150



Ronduit D  
010-000-D150



Ronduit D  
000-010-D150

**RONDUIT**

*please be aware that PDF colors can appear different from the real product  
you can ask for a sample at [www.leoxx.nl/acoustixx](http://www.leoxx.nl/acoustixx) to see the actual colors and grey mélange structure  
variations may occur in the grey mélange between production runs, due to the production process*